

minted.


TIPS FOR YOUR COMPLETELY CUSTOM HOLIDAY CARDS



tips

FOR YOUR DRAWING AS A HOLIDAY CARD


MAKE IT COMPLETELY CUSTOM. Send something unique to loved ones this holiday with a completely custom letterpress or foil-pressed card. We'll take your or your child's drawing and transform it into a personalized design.



For great kid's art pieces



ORIGINAL IMAGE



CUSTOM IMAGE

1. Scan your child's art or take a photo of it.
2. Illustrations with simple clean lines work the best. Have your child use a dark marker, pen or pencil.
3. Have more than one little artist? Ask them to draw together or on a single piece of paper. Our team will photoshop the drawings into one piece of art.

AVOID KID'S ART MISSTEPS



Soft lines or edges will not be readable and will not convert into legible design.



Colored in spaces will be converted into a single area and details will be lost.



Intricate details may get blurred, particularly for foil-pressed or letterpress creations.



tips

FOR HOUSE PORTRAIT CARD

MAKE IT COMPLETELY CUSTOM. Celebrate a special building or home with a custom line drawing holiday card. Simply upload a photo and we'll create a drawing for you. Available letterpressed, or in standard printing in a variety of vibrant colors.



For a great house drawing

Choose a “street view” photo with the entire structure visible. Any signage will be omitted.



ORIGINAL IMAGE



CUSTOM IMAGE

1. Get a street view photo, looking straight across at the building.
2. Make sure to include the entirety of the building, with some space above and on either side.
3. Any signage in your photo, including house the house number, will be edited out of the resulting piece.


AVOID CUSTOM HOUSE PHOTO MISSTEPS



A photo of the structure that angles down or up, instead of straight across, will result in a distorted drawing.



Too little space around any side of the structure will result in a piece that appears unevenly cropped.



A low-resolution photo will create a blurry, unsharp drawing.



tips

FOR CUSTOM MAP CARD

MAKE IT COMPLETELY CUSTOM. Celebrate a favorite place with a custom map print. Simply provide the address, we'll automatically show you a map to preview, select your area, and we'll create a custom holiday card for you. Available in standard, foil-pressed, or letterpress printing.



For your map holiday card

Select your address and position the map.

1. After entering your address, zoom in/out and drag the map to your desired position.
2. We'll use this exact map positioning to create your custom art but will omit all labels, icons, and text.

select address and position map

- After entering your address, zoom in/out and drag the map to your desired position.
- We'll use this exact map positioning to create your custom art but will omit all labels, icons, and text.

cancel apply